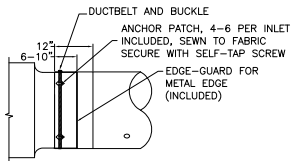
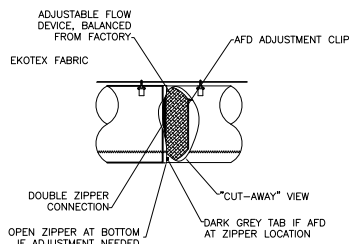


INLET DETAIL



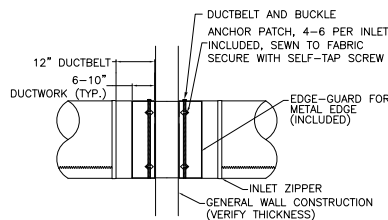
INLET ATTACHMENT DETAIL
EKOTEX TYPE WITH BELT AND ANCHOR PATCHES

COMPONENTS

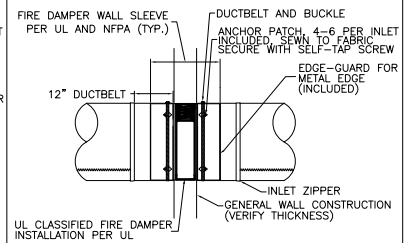


ADJUSTABLE FLOW DEVICE (AFD)
INSTALLED AT ZIPPER LOCATION AT INLET OR AS SPECIFIED IN OTHER LOCATIONS. ZIPPER TO ZIPPER CONNECTION AS SHOWN. EXTERNAL LABEL IDENTIFIES LOCATION

WALL DETAILS

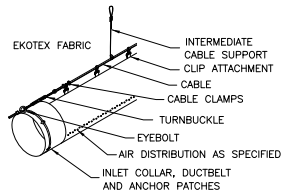


DUCTSOX PENETRATION AT WALL
EKOTEX TYPE WITH BELT AND ANCHOR PATCHES

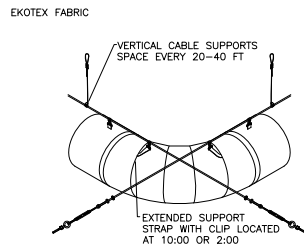


DUCTSOX INSTALLATION AT FIRE DAMPER
EKOTEX TYPE WITH BELT AND ANCHOR PATCHES

CABLE



SUSPENSION DETAIL
1 ROW CABLE SUSPENSION AT 12 O'CLOCK



SUSPENSION DETAIL
RADIUS ELBOW, 1 ROW CABLE SUSPENSION

1 ROW VERTICAL CABLE

