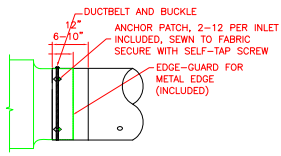


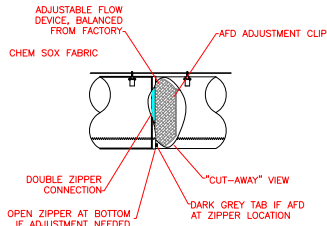
INLET DETAIL

COMPONENTS

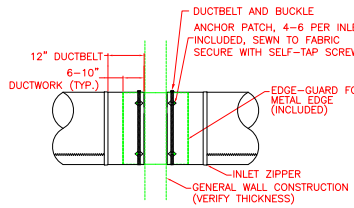
WALL DETAILS



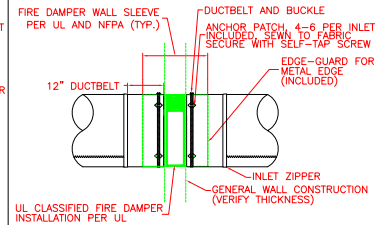
INLET ATTACHMENT DETAIL
CHEM SOX TYPE WITH ZIPPER AND OVERLAP



ADJUSTABLE FLOW DEVICE (AFD)
INSTALLED AT ZIPPER LOCATION AT INLET OR AS SPECIFIED IN OTHER LOCATIONS. ZIPPER TO ZIPPER CONNECTION AS SHOWN. EXTERNAL LABEL IDENTIFIES LOCATION

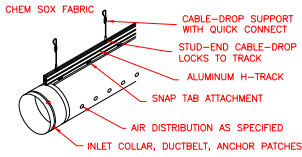


DUCTSOX PENETRATION AT WALL
CHEM SOX TYPE WITH ZIPPER AND OVERLAP

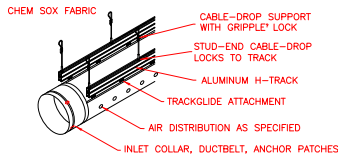


DUCTSOX INSTALLATION AT FIRE DAMPER
CHEM SOX TYPE WITH ZIPPER AND OVERLAP

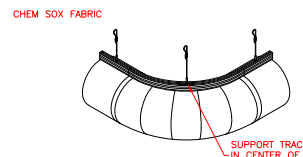
H-TRACK



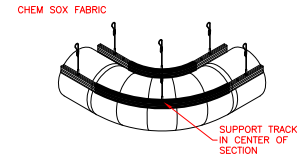
SUSPENSION DETAIL
1 ROW H-TRACK SUSPENSION AT 12 O'CLOCK
DETACHABLE TRACKGLIDE CONNECTION



SUSPENSION DETAIL
2 ROW H-TRACK SUSPENSION AT 10&2 O'CLOCK
DETACHABLE TRACKGLIDE CONNECTION

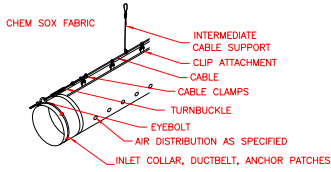


SUSPENSION DETAIL
RADIUS H-TRACK SECTION, 1 ROW SHOWN

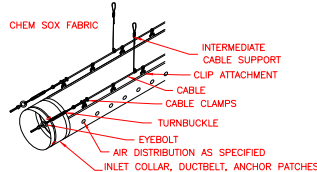


SUSPENSION DETAIL
RADIUS H-TRACK SECTION, 2 ROW SHOWN

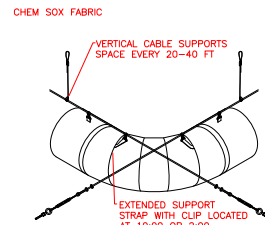
CABLE



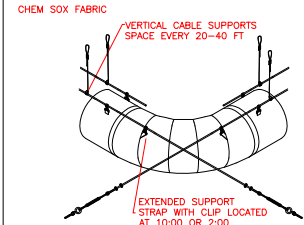
SUSPENSION DETAIL
1 ROW CABLE SUSPENSION AT 12 O'CLOCK



SUSPENSION DETAIL
2 ROW CABLE SUSPENSION AT 10&2 O'CLOCK



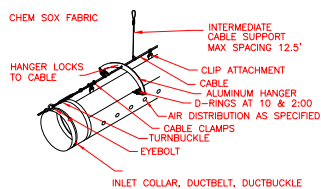
SUSPENSION DETAIL
RADIUS ELBOW, 1 ROW CABLE SUSPENSION



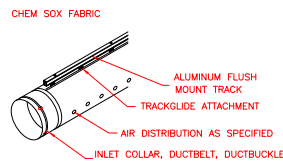
SUSPENSION DETAIL
RADIUS ELBOW, 2 ROW CABLE SUSPENSION

3x1 CABLE

FLUSH TRACK



SUSPENSION DETAIL
3x1 SUSPENSION, CABLE AT 12 O'CLOCK
HANGER SUPPORTS DUCTSOX AT 10 & 2 O'CLOCK



SUSPENSION DETAIL
FLUSH MOUNT TRACK W/ 1 ROW TRACKGLIDE ATTACHMENT

1 ROW VERTICAL CABLE

1 ROW VERTICAL H-TRACK

2 ROW VERTICAL CABLE

2 ROW VERTICAL H-TRACK

